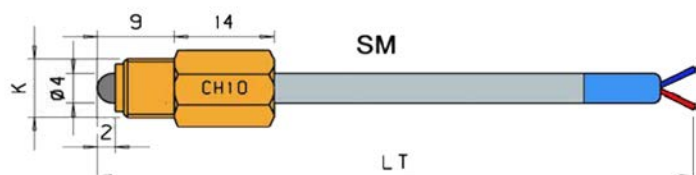
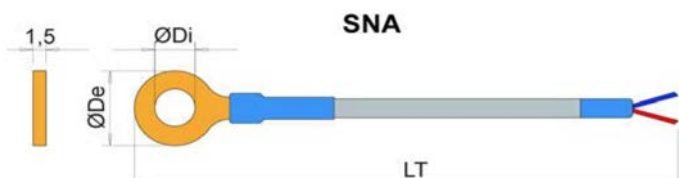


**SM – CON RACCORDO ESAGONALE E FILETTO 8MA**

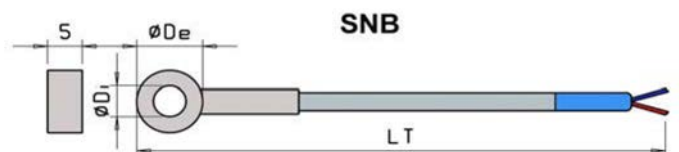


CODICE CODE	TIPO TYPE	GIUNTO CALDO HOT JOINT	K	LT
SM08101000JM	J	MASSA	8MA	1000
SM08102000JM	J	MASSA	8MA	2000

**SNA – SNB AD ANELLO**

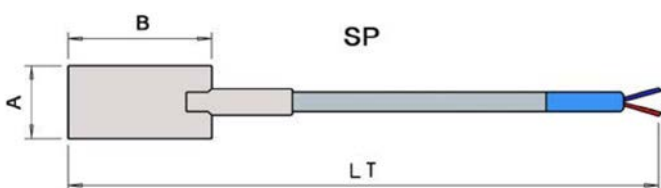


CODICE CODE	TIPO TYPE	GIUNTO CALDO HOT JOINT	∅Di	∅DE	LT
SNA60121000JM	J	MASSA	6	12	1000
SNA60121500JM	J	MASSA	6	12	1500
SNA60122000JM	J	MASSA	6	12	2000



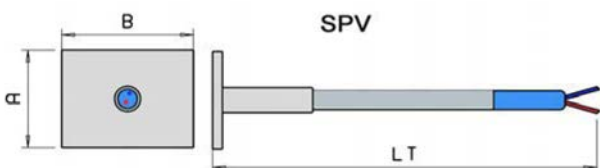
CODICE CODE	TIPO TYPE	GIUNTO CALDO HOT JOINT	∅Di	∅DE	LT
SNB40101000J	J	ISOLATO	4	10	1000
SNB40101000JM	J	MASSA	4	10	1000
SNB55101000J	J	ISOLATO	5,5	10	1000
SNB55101000JM	J	MASSA	5,5	10	1000

**SP – A PIASTRINA**



CODICE CODE	TIPO TYPE	GIUNTO CALDO HOT JOINT	A	B	LT
SP10201000J	J	ISOLATO	10	20	1000
SP10201000JM	J	MASSA	10	20	1000
SP102015000J	J	ISOLATO	10	20	1500
SP10201500JM	J	MASSA	10	20	1500
SP10202000J	J	ISOLATO	10	20	2000
SP10202000JM	J	MASSA	10	20	2000

**SPV – A PIASTRINA VERTICALE**



CODICE CODE	TIPO TYPE	GIUNTO CALDO HOT JOINT	A	B	LT
SPV20301000J	J	ISOLATO	20	30	1000
SPV20301000JM	J	MASSA	20	30	1000
SPV203015000J	J	ISOLATO	20	30	1500
SPV20301500JM	J	MASSA	20	30	1500
SPV20302000J	J	ISOLATO	20	30	2000
SPV20302000JM	J	MASSA	20	30	2000