
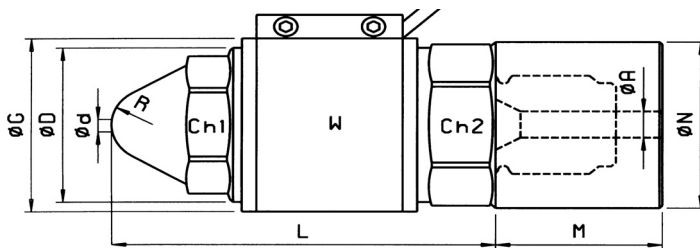


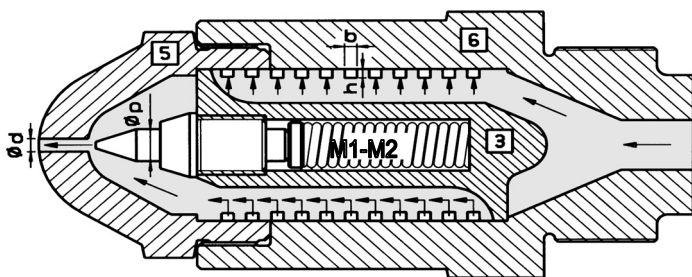
**Miscelatore/Filtro+Otturatore**  
**Mixer/Filter+Shutter**  
**Mischer/Filter+Verschluß**  
**Mélangeur/Filtrant+Obturateur**



UGELLO NOZZLE DÜSE BUSE	6 Corpo Body Körper Corp s	5 Testa Head Kopf Tête	3 Gruppo miscelatore/otturatore Mixer/shutter group Gruppe Mischer/Verschluß Groupe mélangeur/obturateur	Caratteristiche Ugelli Standard Standard Nozzles Features Merkmale der standarden Düsen Caractéristiques buses standards+G24										
				L	M	ØA	Ød	ØD	ØG	ØN	CH1	CH2	R	W
UGMPR065	UGPM3652	UGPM3604	UGMP3600	130	80	12	3	65	67	70	50	62	15	REPI6561
UGMPR070	UGPM3702	UGPM3704	UGMP3700	167	80	12	4	70	77	80	55	63	20	REPI7080
UGMPR080	UGPM3802	UGPM3804	UGMP3800	170	90	16	5	80	87	90	65	80	25	REPI8081
UGMPR110	UGPM3902	UGPM3904	UGMP3900	190	95	16	6	110	110	110	83	100	35	REPIA110



Pressione di otturazione Verschlußvorrichtung						Clamping pressure Pression d'obturation					
M1 UGPM0137			M2 UGPM0148			M1 UGPM0137			M2 UGPM0148		
Øp	Ød	Bar	Øp	Ød	Bar	Øp	Ød	Bar	Øp	Ød	Bar
10	3	18	8	3	30	10	3	45	8	3	75
	4	20		4	35		4	49		4	86
	5	22		5	43		5	55		5	##



Dimensioni passaggi Gates section Mischerdurchgängequerschnitt Section des passages			
	min	standard	max
<b>b</b>	0,5	1-1,5	3,0
<b>h</b>	0,5	1-1,5	3,0